

Product Description:

Gus Gear's Single Safe Strip is a small device intended to organize and attach medical tubing to Gus Gear's Central Line Vest or LOCK 3000 Belt. The Single Safe Strip is designed for use with IV tubing, feeding pump and gravity feeding sets, and peritoneal dialysis tubing.

Expected Clinical Benefits:

- Reduced risk of tube or catheter dislodgement and accidental removal
- Decreased tube or catheter movement
- Reduced risk of line entanglement

Intended Use:

The Single Safe Strip is intended as a third point of securement to be used with the Gus Gear Central Line Vest or LOCK 3000 Belt for:

- Centrally inserted central venous access devices (CVADs), including accessed ports
- Feeding tubes (gastrostomy tubes, jejunostomy tubes, gastrostomy/jejunostomy tubes)
- Peritoneal dialysis (PD) catheters

Warnings and Precautions:**Warnings:**

- Intended for **Single Patient Use only**. May be re-used in the same patient for an extended time.
- This product contains nylon, polyester, calcium carbonate. Do not use in patients with known or suspected allergy to any of these components.
- Do not use if the Single Safe Strip securement strap is missing, damaged or not properly securing the tubing in place for any reason.
- Contact your doctor immediately if the tube or catheter is damaged or dislodged.

Precautions:

- Read and follow all instructions prior to use, including care instructions.
- The Single Safe Strip must be properly applied and used according to the instructions to secure tubing/catheter.
- DO NOT remove Single Safe Strip while tubing is attached. To remove Single Safe Strip, first unfasten the Single Safe Strip strap, releasing tubing.
- DO NOT place Single Safe Strip edge in contact with tube/catheter where tube/catheter enters the Gus Gear securement device or damage may occur.
- DO NOT use hot water to wash. DO NOT place in a dryer. (Please refer to care instructions.)
- The Single Safe Strip should be replaced if hook and loop closures (Velcro) no longer securely attach.
- Device is NOT sterile.

Possible Complications:

The potential exists for complications including the following:

- If the product is not used within guidelines provided, damage to the catheter or tubing can occur.
- Contact your doctor immediately if the tube or catheter is damaged or dislodged.

MRI Information:

- This product does not contain any metal and is composed entirely of materials that are electrically non-conductive, non-metallic, and non-magnetic.

- This product is considered **MR Safe** but has not been tested for safety with MRI.

Preparation for Use:






- Examine the Single Safe Strip carefully to determine that all parts are present and in working order.
- Do not use if the product is damaged or missing parts.
- Products can be re-used for the same patient after washing. (Refer to care instructions.)

Application & Removal:

- Attach the Velcro side of the Single Safe Strip to the back of the Gus Gear securement device.
- Thread the tubing through the strap.
- Do not over-tighten or breakage will occur.
- Close the strap by pulling it through the loop, aligning the holes with the raised posts, and pressing the strap down.

Product Tracing:

- Products can be traced based upon a Lot number (Batch Code) located on the Single Safe Strip adjustable strap.

	Single Patient, Multi-Use
	Refer to IFU for more information
	Not made with Natural Rubber Latex
	Batch Code
	MR Safe

Gus Gear and Break Free! Are trademarks of Gus Gear Inc.
 Copyright 2023 Gus Gear Inc. All rights reserved.



Contact:

Gus Gear Inc
 PO Box 607
 Valencia, PA 16059 USA
 Customer Support Line: 866-822-4GUS (4487)
 Web: <https://gusgear.com/>